

# LL-LUNA\_UP

SOSPENSIONE CIRCOLARE

RING SUSPENSION LAMP

Ø 60 - 90 - 127 - 180

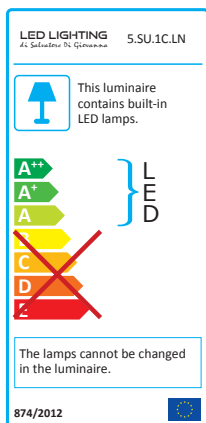
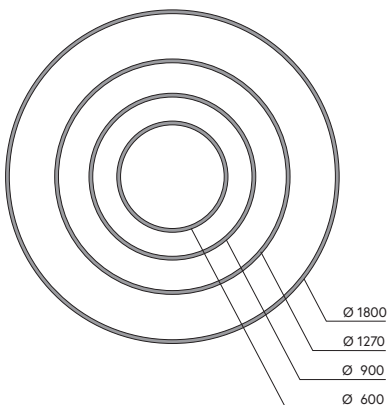
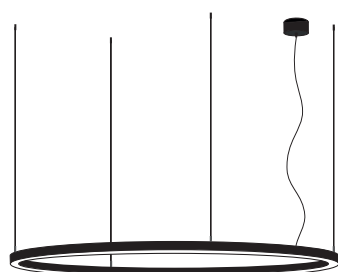


Ø 60 - 90 - 127 - 180

■ □ WHITE - BLACK



## DIMENSIONI / DIMENSION



Etichetta energetica  
Energy label


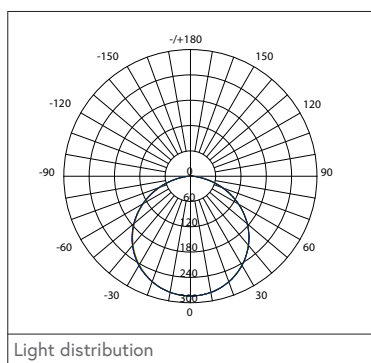
Codice identificativo - Identification code: 05.SU.1C.LN

Prodotto: Sospensione circolare  
 Potenza: 36W - 54W - 76W - 108W  
 Materiale: Profilo in alluminio calandrato e copertura in PMMA diffondente  
 Sorgente luminosa: Modulo LED integrato  
 CCT: 2700K - 3000K - 4000K  
 CRI >80 / >95  
 Angolo di emissione: 180° diffusa  
 Finitura lampada: Bianco - Nero  
 Finitura basetta: Bianco - Nero  
 Grado di protezione IP: IP20  
 Alimentatore: Esterno, non incluso  
 Input: DC 24 V  
 Connessione: Connettore jack rapido / Connessione standard  
 Classe di isolamento: Classe III  
 Diametro: Ø600 - Ø900 - Ø1270 - Ø1800 mm  
 Sezione del profilo curvato: 25 x 25 mm  
 Lunghezza cavo: 1.5 m  
 Dimensioni della basetta: Ø 65 x 28.5 mm  
 Fissaggio della basetta: Sistema easy-fix senza viti visibili  
 Certificazioni: CE - Conforme alla norma EN 60598-1 e relative note

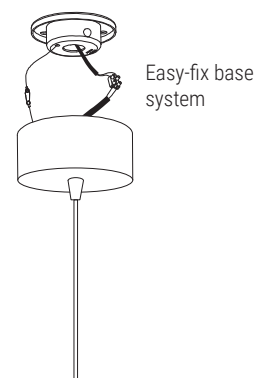


DIAMETRO / DIAMETER	POTENZA / POWER	FLUSSO LUMINOSO SORGENTE / SOURCE LUMINOUS FLUX
Ø 600 mm	36 W	3169 lm
Ø 900 mm	54 W	4762 lm
Ø 1270 mm	76 W	6718 lm
Ø 1800 mm	108 W	9525 lm

## DATI FOTOMETRICI / PHOTOMETRIC DATA



## FISSAGGIO BASETTA / BASE FIXING



## CODICE PRODOTTO

PRODUCT CODE

LL-LUNA\_UP-X-X<sup>1</sup>-X<sup>2</sup>-X<sup>3</sup>

X DIAMETRO / DIAMETER: 60 - 90 - 127 - 180

X<sup>1</sup> FINITURA / FINISH: W - B

X<sup>2</sup> CCT: SW - WW - NW

X<sup>3</sup> FINITURA BASE / BASE FINISH: W - B

Product: Ring suspension lamp  
 Power: 36W - 54W - 76W - 108W  
 Material: Calendered aluminum profile and cover made of diffusing PMMA  
 Light source: LED module integrated  
 CCT: 2700K - 3000K - 4000K  
 CRI >80 / >95  
 Beam Angle: 180° diffuse  
 Lamp finish: White - Black  
 Base finish: White - Black  
 IP rating: IP20  
 Power supply: External, not included  
 Input: DC 24 V  
 Connection: Quick jack connector / Standard connection  
 Insulation class: Class III  
 Diameter: Ø600 - Ø900 - Ø1270 - Ø1800 mm  
 Section of the profile: 25 x 25 mm  
 Cable length: 1.5 m  
 Base dimension: Ø 65 x 28.5 mm  
 Base fixing: Easy-fix system without visible screws  
 Certifications: CE - Compliant with EN 60598-1 and related notes