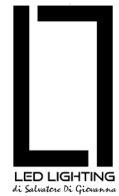


LL-PARI 16/90

FARETTO LED DA INCASSO TRIMLESS

LED TRIMLESS RECESSED DOWNLIGHT




1 W | Ø 16 mm



1 W | Ø 16 mm

☐ ■ WHITE - BLACK



Prodotto: Faretto da incasso a soffitto trimless
 Potenza: 1W
 Materiale: Alluminio
 Sorgente luminosa: Chip LED
 Ottica: Diffusore in PMMA con ottica arretrata
 CCT: 2700K - 3000K - 4000K
 CRI>80
 Flusso luminoso apparecchio (WW): 28 lm
 Angolo di emissione: 48°
 Finitura: Bianco - Nero
 Grado di protezione IP: IP44
 Alimentatore: Esterno, non incluso
 Input: DC 2.8 - 3.2 V / 350 mA
 Classe di isolamento: Classe III
 Dimensioni totali: Ø 85 x H 35
 Foro installazione: Ø 25 mm
 Certificazioni: CE - Conforme alla norma EN 60598-1 e relative note

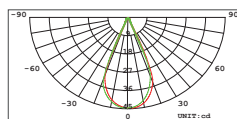
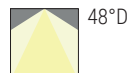
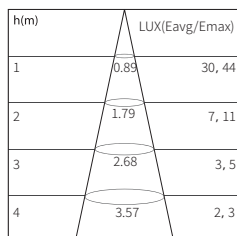
*Product: Ceiling trimless recessed downlight
 Power: 1W
 Material: Aluminum
 Light source: Chip LED
 Optic: PMMA diffuser with recessed optic
 CCT: 2700K - 3000K - 4000K
 CRI>80
 Luminous flux of the luminaire (WW): 28 lm
 Beam angle: 48°
 Finish: White - Black
 IP rating: IP44
 Power supply: External, not included
 Input: DC 2.8 - 3.2 V / 350 mA
 Insulation class: Class III
 Total size: Ø 85 x H 35
 Cut out: Ø 25 mm
 Certifications: CE - Compliant with EN 60598-1 and related notes*



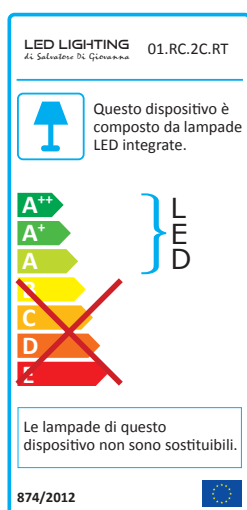
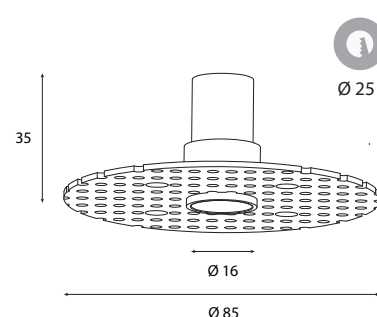
DATI FOTOMETRICI / PHOTOMETRIC DATA

DIMENSIONI / DIMENSION

48°



Average beam angle: 48.4°



Etichetta energetica
 Energy label

CODICE PRODOTTO

PRODUCT CODE

LL-PARI16/90-X-X¹-X²-X³

X POTENZA / POWER: 1

X¹ FINITURA / FINISH: W - B

X² CCT: SW - WW - NW

X³ ANGOLO DI EMISSIONE / BEAM ANGLE: 48°