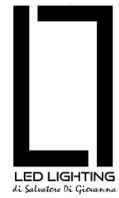



# LL-FLAT

**PROIETTORE PER ESTERNI**  
LED FLOODLIGHT FOR OUTDOOR



36W



36W

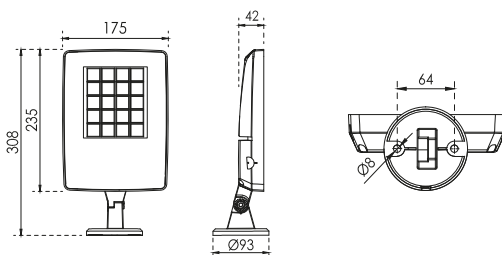


Prodotto: Proiettore da esterni  
 Orientamento: +20° / -60°  
 Potenza: 36 W  
 Materiale: Corpo e base in pressofusione di alluminio, guarnizioni in silicone, vetro temperato  
 Sorgente luminosa: LED chip integrati  
 Ottica: Lenti in PMMA  
 CRI > 80  
 CCT: 3000K - 4000K (differenti CCT su richiesta)  
 Flusso luminoso apparecchio (WW-48°): 1890 lm  
 Angolo fascio luminoso: 8°-12°-30°-48°-E1 18°/8° E2 44°/16°  
 Finitura: Grigio metallizzato  
 Grado di protezione IP: IP66  
 Input: AC 90-265 V / 50-60 Hz  
 Classe di isolamento: Classe I  
 Dimensioni: 175 x 308 x 93 mm  
 Certificazioni: CE - Conforme alla norma EN 60598-1 e relative note

Product: Floodlight for outdoor  
 Adjustability: +20° / -60°  
 Power: 36 W  
 Material: Die-cast aluminum body and base, silicone gaskets, tempered glass  
 Light source: Integrated LED chip  
 Optic: PMMA lenses  
 CRI > 80  
 CCT: 3000K - 4000K (different CCT on request)  
 Lamp luminous flux (WW-48°): 1890 lm  
 Light beam angle: 8°-12°-30°-48°-E1 18°/8° E2 44°/16°  
 Finish: Metallic grey  
 IP rating: IP66  
 Input: AC 90-265 V / 50-60 Hz  
 Insulation class: Class I  
 Dimension: 175 x 308 x 93 mm  
 Certifications: CE - Compliant with EN 60598-1 and related notes

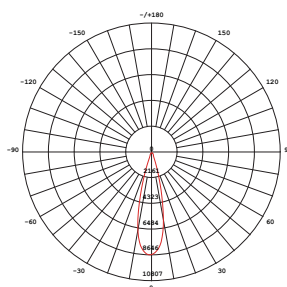


## DIMENSIONI / DIMENSION

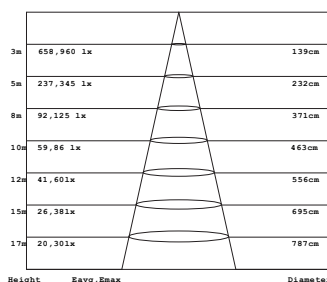


## DATI FOTOMETRICI / PHOTOMETRIC DATA

Luminous intensity distribution diagram



Illuminance distance curve



Angolo del fascio luminoso 30°  
 Beam angle 30°

## CODICE PRODOTTO / PRODUCT CODE

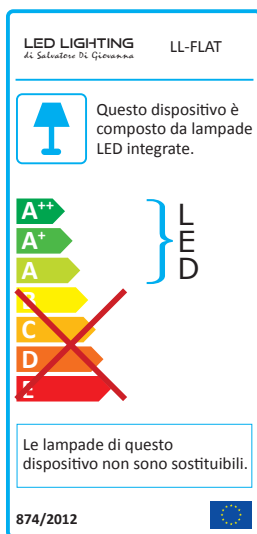
LL-FLAT-X-X<sup>1</sup>-X<sup>2</sup>-X<sup>3</sup>

X CCT: 36

X<sup>1</sup> OPTIC: G

X<sup>2</sup> ACCESSORIES: WW / NW

X<sup>3</sup> BRACKET HEIGHT: 8° / 12° / 30° / 48° / E1 / E2



Etichetta energetica  
 Energy label

Revision date: 01/2020

